

# TANKS

CANADA

POLYETHYLENE

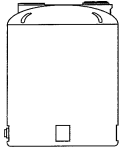
GOOD SOLID TANKS



## WATER/CHEMICAL TANKS

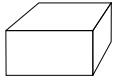
### VERTICAL TANKS

|                | Model no. | Imp.gallon | Dimensions      |
|----------------|-----------|------------|-----------------|
| (Above Ground) | VW 110    | 110        | 30"Dia x 53"H   |
|                | VW 250    | 250        | 47"Dia x 47"H   |
|                | VW 400    | 400        | 47"Dia x 71"H   |
|                | VW 480    | 480        | 71"Dia x 44"H   |
|                | VW 520    | 520        | 47"Dia x 90"H   |
|                | VW 670    | 670        | 47"Dia x 112"H  |
|                | VW 800    | 800        | 71"Dia x 67"H   |
|                | VW 960    | 960        | 71"Dia x 79"H   |
|                | VW 1200   | 1200       | 91"Dia x 63"H   |
|                | VW 1280   | 1280       | 71"Dia x 103"H  |
|                | VW 1660   | 1660       | 102"Dia x 66"H  |
|                | VW 1950   | 1950       | 91"Dia x 92"H   |
|                | VW 2500   | 2500       | 102"Dia x 95"H  |
|                | VW 3330   | 3330       | 102"Dia x 123"H |
|                | VW 4160   | 4160       | 102"Dia x 152"H |



### BOX TANKS

|                | Model no. | Imp.gallon | Dimensions         |
|----------------|-----------|------------|--------------------|
| (Above Ground) | Box 25    | 25         | 12"H x 26"L x 24"W |
|                | Box 50    | 50         | 24"H x 26"L x 24"W |
|                | Box 100   | 100        | 23"H x 49"L x 25"W |
|                | Box 200   | 200        | 25"H x 49"L x 45"W |
|                | Box 250   | 250        | 31"H x 48"L x 42"W |
|                | Box 400   | 400        | 31"H x 84"L x 48"W |
|                | Box 800   | 800        | 31"H x 98"L x 81"W |



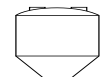
### TAPER TANKS

|                     | Model no. | Imp.gallon | Dimensions    |
|---------------------|-----------|------------|---------------|
| (Open Top with Lid) | TT 200    | 200        | 45"Dia x 50"H |
|                     | TT 220    | 220        | 29"Dia x 77"H |
|                     | TT 400    | 400        | 58"Dia x 54"H |
|                     | TT 500    | 500        | 64"Dia x 55"H |
|                     | TT 1400   | 1400       | 93"Dia x 88"H |



### CONE BOTTOMS

|  | Model no. | Imp.gallon | Dimensions     |
|--|-----------|------------|----------------|
|  | CB 600    | 600        | 71"Dia x 74"H  |
|  | CB 920    | 920        | 71"Dia x 92"H  |
|  | CB 1080   | 1080       | 71"Dia x 104"H |



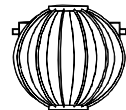
### SUPERTANKS™

|                | Model no. | Imp.gallon | Dimensions          |
|----------------|-----------|------------|---------------------|
| (Below Ground) | STC 1050  | 1050       | 56"H x 100"L x 83"W |
|                | STC 1250  | 1250       | 64"H x 100"L x 83"W |
|                | STC 1500* | 1500       | 75"H x 100"L x 83"W |



### SATURNA TANKS

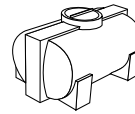
|                | Model no.   | Imp.gallon | Dimensions    |
|----------------|-------------|------------|---------------|
| (Below Ground) | CIS 500     | 500        | 66"Dia x 66"H |
|                | CIS 500 EXT | 500        | 66"Dia x 81"H |
|                | DW 500 EH   | 500        | 66"Dia x 66"H |
|                | CIS 725     | 725        | 75"Dia x 78"H |
|                | CIS 725 EXT | 725        | 75"Dia x 90"H |
|                | CIS 880     | 880        | 75"Dia x 86"H |
|                | CIS 880 EXT | 880        | 75"Dia x 98"H |



## WATER/CHEMICAL TANKS (cont.)

### LEG TANKS

|                | Model no. | Imp.gallon | Dimensions                     |
|----------------|-----------|------------|--------------------------------|
| (Above Ground) | LT 45     | 45         | 22"H x 39 1/4"L x 25"W         |
|                | LT 72     | 72         | 28 1/4"H x 39 1/4"L x 30 1/2"W |
|                | LT 130    | 130        | 34"H x 47"L x 40 1/2"W         |
|                | LT 175    | 175        | 40 1/4"H x 47"L x 44"W         |
|                | LT 230    | 230        | 46 1/4"H x 47"L x 49 3/4"W     |
|                | LT 380    | 380        | 51 3/4"H x 59 1/4"L x 55 1/2"W |



### UTILITY TANKS

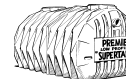
|                | Model no. | Imp.gallon | Dimensions    |
|----------------|-----------|------------|---------------|
| (Above Ground) | UT 35- 50 | 40         | 35"Dia x 12"H |
|                | UT 35-100 | 80         | 35"Dia x 24"H |
|                | UT 29-100 | 80         | 29"Dia x 34"H |
|                | UT 35-150 | 120        | 35"Dia x 36"H |
|                | UT 35-200 | 160        | 35"Dia x 48"H |
|                | UT 29-200 | 160        | 29"Dia x 77"H |
|                | UT 35-250 | 200        | 35"Dia x 60"H |
|                | UT 35-300 | 240        | 35"Dia x 72"H |
|                | UT 35-350 | 280        | 35"Dia x 84"H |



## SEPTIC TANKS

### SUPERTANKS™

|  | Model no.  | Imp.gallon | Dimensions          |
|--|------------|------------|---------------------|
|  | STS 900S   | 900        | 56"H x 100"L x 83"W |
|  | STS 900D   | 900        | 56"H x 100"L x 83"W |
|  | STS 1125S  | 1125       | 64"H x 100"L x 83"W |
|  | STS 1125D  | 1125       | 64"H x 100"L x 83"W |
|  | STS 1350S* | 1350       | 75"H x 100"L x 83"W |
|  | STS 1350D* | 1350       | 75"H x 100"L x 83"W |

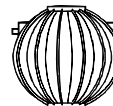


D = Double Chamber  
EH = Extra Heavy  
R = Reinforced

### SATURNA TANKS

|  | Model no. | Imp.gallon | Dimensions    |
|--|-----------|------------|---------------|
|  | SEP 640   | 640        | 75"Dia x 78"H |
|  | PO 640    | 640        | 75"Dia x 78"H |
|  | SEP 780   | 780        | 75"Dia x 86"H |
|  | PO 780    | 780        | 75"Dia x 86"H |

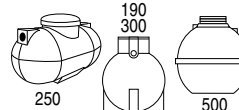
Riser extension add EXT



### PUMPOUT TANKS

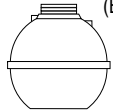
|  | Model no. | Imp.gallon | Dimensions           |
|--|-----------|------------|----------------------|
|  | PO 190    | 190        | 47"Dia x 54"H        |
|  | PO 250    | 250        | 40"Dia x 74"L x 48"H |
|  | PO 300    | 300        | 47"Dia x 72"H        |
|  | PO 500    | 480        | (See Fat Albert)     |

Riser extension add EXT



### FAT ALBERT TANKS

|                | Model no.  | Imp.gallon    | Dimensions      |
|----------------|------------|---------------|-----------------|
| (Below Ground) | PO 500     | 480           | 66" Dia x 66" H |
|                | PO 500 EXT | 480           | 66" Dia x 81" H |
|                | TR 500     | 460           | 66" Dia x 66" H |
|                | SI 500     | See Data Sht. | 66" Dia x 66" H |
|                | DW 500     | 500           | 66" Dia x 66" H |
|                | SP 500     | 460           | 66" Dia x 66" H |



## ACCESSORIES

### BIG BENNY

DS 70  
SUMP  
70 Gal



### ACCESS LIDS

6" Dia  
8" Dia  
12" Dia  
16" Dia  
21" Dia



### LEAF FILTER BASKETS

8" Dia  
12" Dia  
15" Dia



### DISTRIBUTION BOXES

6 HOLE  
8 HOLE



### SEPTIC FILTERS

4"Dia  
x 18"L



### BULKHEAD FITTINGS

1" 2" 3" 4"  
Dia



### RISERS

21"H x 31"  
Dia



**PREMIER**  
PLASTICS INC.

8328 River Way, Delta, BC, Canada V4G 1C4  
Bus: (604) 952-6686 Fax: (604) 952-6696  
E-mail: premier@ultranet.ca

Refer to catalogue for complete details.

Questions? Call 1-800-661-4473

See our website:

[www.premierplastics.com](http://www.premierplastics.com)